


DEEP BLUE 3.0

Mono

505W MBB Bifacial Mono PERC
Half-cell Double Glass Module
JAM66D30 480-505/MB/1500V Series

Introduction

Assembled with 11BB bifacial PERCIUM cells and half-cell configuration, these double glass modules have the capability of converting the incident light from the rear side together with the front side into electricity, providing higher output power, lower temperature coefficient, less shading loss, as well as enhanced tolerance for mechanical loading.



Higher output power



More reliable, more stable power generation



Less shading effect

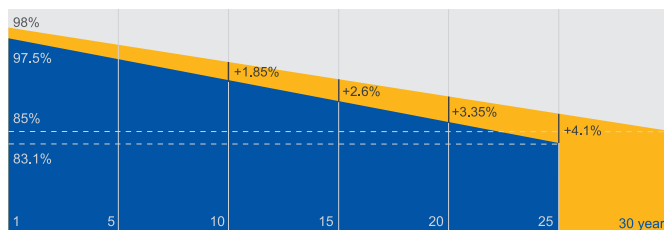


Lower temperature coefficient

Superior Warranty

- 12-year product warranty
- 30-year linear power output warranty

0.45% Annual Degradation Over 30 years



■ Bifacial double glass module linear power warranty

■ Standard module linear power warranty

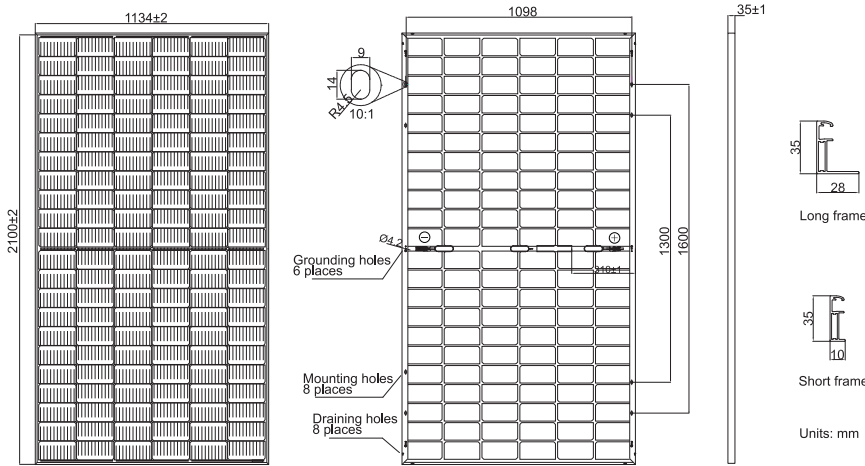
Comprehensive Certificates

- IEC 61215, IEC 61730
- ISO 9001: 2015 Quality management systems
- ISO 14001: 2015 Environmental management systems
- ISO 45001: 2018 Occupational health and safety management systems



MECHANICAL DIAGRAMS

SPECIFICATIONS



Cell	Mono
Weight	29.0kg±3%
Dimensions	2100±2mm×1134±2mm×35±1mm
Cable Cross Section Size	4mm ² (IEC), 12 AWG(UL)
No. of cells	132(6×22)
Junction Box	IP68, 3 diodes
Connector	Genuine MC4-EVO2 QC 4.10-35/45
Cable Length (Including Connector)	Portrait:300mm(+)/400mm(-); Landscape:1200mm(+)/1200mm(-)
Front Glass/Back Glass	2.0mm/2.0mm
Country of Manufacturer	China/Vietnam

Remark: customized frame color and cable length available upon request

ELECTRICAL PARAMETERS AT STC

TYPE	JAM66D30 -480/MB/1500V	JAM66D30 -485/MB/1500V	JAM66D30 -490/MB/1500V	JAM66D30 -495/MB/1500V	JAM66D30 -500/MB/1500V	JAM66D30 -505/MB/1500V
Rated Maximum Power(Pmax) [W]	480	485	490	495	500	505
Open Circuit Voltage(Voc) [V]	45.07	45.20	45.33	45.46	45.59	45.72
Maximum Power Voltage(Vmp) [V]	37.62	37.81	37.99	38.17	38.35	38.53
Short Circuit Current(Isc) [A]	13.65	13.72	13.79	13.86	13.93	14.00
Maximum Power Current(Imp) [A]	12.76	12.83	12.90	12.97	13.04	13.11
Module Efficiency [%]	20.2	20.4	20.6	20.8	21.0	21.2
Power Tolerance				0~+5W		
Temperature Coefficient of Isc(α _{Isc})				+0.045%/°C		
Temperature Coefficient of Voc(β _{Voc})				-0.275%/°C		
Temperature Coefficient of Pmax(γ _{Pmp})				-0.350%/°C		
STC	Irradiance 1000W/m ² , cell temperature 25°C, AM1.5G					

Remark: Electrical data in this catalog do not refer to a single module and they are not part of the offer. They only serve for comparison among different module types.
Measurement tolerance at STC: Pmax ±3%, Voc ±2% and Isc ±4%.

**ELECTRICAL CHARACTERISTICS WITH DIFFERENT POWER RANGES
(REFERENCE TO 10% SOLAR ILLUMINANCE RATIO)**

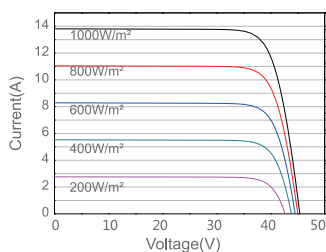
OPERATING CONDITIONS

TYPE	JAM66D30-480 /MB/1500V	JAM66D30-485 /MB/1500V	JAM66D30-490 /MB/1500V	JAM66D30-495 /MB/1500V	JAM66D30-500 /MB/1500V	JAM66D30-505 /MB/1500V		
Rated Max Power(Pmax) [W]	514	519	524	530	535	540	Maximum System Voltage	1500V DC
Open Circuit Voltage(Voc) [V]	44.98	45.13	45.28	45.43	45.58	45.73	Operating Temperature	-40°C~+85°C
Max Power Voltage(Vmp) [V]	37.80	37.95	38.10	38.25	38.40	38.55	Maximum Series Fuse Rating	30A
Short Circuit Current(Isc) [A]	14.53	14.62	14.69	14.78	14.86	14.95	Maximum Static Load,Front* Maximum Static Load,Back*	3600Pa, 1.5 1600Pa, 1.5
Max Power Current(Imp) [A]	13.59	13.67	13.76	13.85	13.93	14.02	NOCT	45±2°C
							Bifaciality**	70%±10%
							Fire Performance	UL Type 29

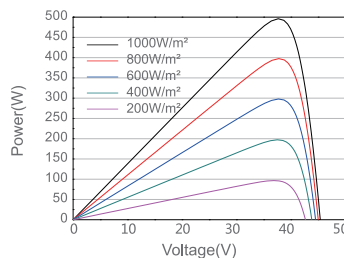
**Bifaciality=Pmax,rear/Rated Pmax,front

CHARACTERISTICS

Current-Voltage Curve JAM66D30-495/MB/1500V



Power-Voltage Curve JAM66D30-495/MB/1500V



Current-Voltage Curve JAM66D30-495/MB/1500V

